

Engine output: **23.8 PS / 17.5 kW**

Machine weight (Cabin/Canopy): **2,590 / 2,520 kg**

For Earth, For Life
Kubota

KX027-4

KUBOTA MINI EXCAVATOR



POWER AND PERFORMANCE IN A COMPACT EXCAVATOR. AND THE LARGEST CAB IN ITS CLASS.

When the space is tight, and the job is challenging, send in the new KX027-4. It's a compact excavator that doesn't compromise on power and performance, giving you ability to get in, dig deep, and get out again with remarkable ease and efficiency. It's also supremely comfortable, with the biggest cab in its class, to let you work in comfort all day long. And now you have two models to choose from: the Standard model that's ideal for general excavation jobs, and the High-Spec model for maximum versatility and performance on any job.



STANDARD
MODEL

HIGH-SPEC
MODEL

Type	Standard Model	High-Spec Model
AUX1/AUX2	● / -	● / ●
AUX1/AUX2 Proportional Flow Control	-	● / ●
Auto shift	-	●

SUPERIOR PERFORMANCE

There's nothing compact about the KX027-4's performance. From the rugged Kubota-built engine to the powerful digging force and simultaneous operation of the boom, arm, bucket, and swivel, the KX027-4 provides impressive performance for its size. The High-Spec model also offers AUX oil flow with proportional flow control and Auto shift for even greater versatility and performance.

AUX oil flow with proportional flow control (High-Spec model only)

Thumb-operated switches provide quick and easy proportional flow control for AUX1 and AUX2.



Simultaneous operation of four functions

When the simultaneous operation of the boom, arm, bucket, and swivel are required, two variable pumps will distribute an accurate amount of oil flow to each actuator according to the lever stroke. This process enables continuous high performance digging and dozing.


Auto shift (High-Spec model only)

The auto shift system enables automatic travel shift from high to low depending on traction effort and terrain. This gives smoother operations when dozing and turning.

Powerful digging force

The KX027-4 delivers an impressive bucket digging force. Its powerful and well-balanced arm and bucket allow the operator to dig fast, deep and more efficiently even in the toughest conditions. It offers power in conjunction with excellent stability.

1



1. Kubota original engine

The KX027-4 is powered by Kubota's tough and reliable engine. Engineered with the power to maximise digging and lifting performance, it also delivers minimised noise and vibration, meeting all current engine emission regulations.

2



2. Easy transportation

Just 2,590 kg in weight (with cabin), the KX027-4 can be quickly and easily loaded on a truck or a 3.5-tonne trailer to get to the job site. Four tie down points on the upper frame help to ensure safe and convenient transportation.

Compact machine width

The 1400 mm track width provides all the stability needed to achieve any task, while being narrow enough to operate in places where space is restricted.

COMFORTABLE INTERIOR

Step into the biggest cab in its class and settle in for hours of comfort, convenience, and efficiency. The KX027-4's wide and relaxing cab offers all of the functions and amenities you need to keep you working in comfort all day long, including excellent visibility, easy-open front slide window, a relaxing adjustable suspension seat, and a new forward-mounted intuitive panel for better visibility.



Relaxing suspension seat

The KX027-4's supremely comfortable reclining suspension seat helps you work longer with less strain and fatigue. The seat also offers weight compensation and adjustable wrist rests.

Bigger cabin interior

With the largest cab in its class, the KX027-4 offers a generous amount of foot space for improved comfort, as well as a tall and wide door to facilitate faster and easier entry and exit from the cab.



COMFORTABLE INTERIOR

1. Excellent visibility

To help you perform jobs more efficiently and safely, the KX027-4's cabin offers an expansive field of vision that increases your environment awareness. The extra front and back visibility from the ground allows you to take on delicate tasks in tight spaces easier, and minimises the risks to people or objects. Moreover, all boom hydraulic hoses have been enclosed within the boom to reduce their damage so they can remain durable over the long term, and to enhance your field of vision so you can better concentrate on the job.

2. Easy-open front slide window

Unlike many excavator windows, the front glass window of the KX027-4 opens with ease. Just flip the latches on the window sides and slide it up. A gas-assist mechanism makes this action almost effortless.



3. Intuitive panel

Following the excellence of Kubota's Control System, the intuitive panel puts convenience at the operator's fingertips. The user-friendly intuitive panel is positioned to the front right corner of the operator for better visibility, and features one-touch button operation to view the time, hour meter and tachometer. Programming of the anti-theft keys can also be easily performed with the intuitive panel. With easy access, simple settings, easy-to-read indicators and alerts, you'll always be aware of the excavator's functioning status.



Diagnosis function

The diagnosis function monitors the KX027-4's condition and automatically alerts you in case of an emergency with warning lamps and code numbers such as for overheating, hydraulic problems or low battery.

EASY MAINTENANCE, SUPERIOR SAFETY

The fully opening access door and hood provide quick and easy access to all inspection and maintenance areas of the engine. The KX027-4 also is equipped with a full range of safety features, from ROPS/OPG to front window guard mounting points, as well as a variety of conveniences, including tie-downs and tool box.




- A** Battery
- B** Air cleaner
- C** Reserve tank
- D** Fuel filter
- E** Water separator
- F** Radiator
- G** Oil cooler

ROPS/OPG (top guard, level I) canopy and cabin

The ROPS/OPG (Top Guard, Level I) canopy and cabin provide protection in the event of accidental rollovers and falling objects.

Front window guard mounting points

Operators who require additional protection from flying chips and debris when using some attachments or when antivandalism is important. Kubota provides the window guard mounting points around the front window as a standard feature.



EASY MAINTENANCE / SAFETY

Two-piece hose design

Kubota's innovative two-piece hose design for the dozer blade reduces hose replacement time by nearly 60% compared to non-joint types. This design virtually eliminates the need to enter the machine for maintenance.



Tie down points

Four tie down points are now installed on the cabin for safer and easier transportation.



Tool storage space



Kubota Original Anti-theft System

Your KX027-4 is protected by Kubota's industry-leading anti-theft system. Only programmed keys will enable the engine to start up. Attempting to start with an un-programmed key will activate the alarm. Its features include an alert to remind the operator to extract the key after operation, and an LED to alert potential thieves that the system is activated.



The red programming key programmes the individual keys. The individual black keys start the engine.

Standard Equipment

Engine/Fuel system

- KUBOTA original engine
- Double-element air cleaner
- Fuel level indication buzzer
- Battery isolator
- Automatic fuel bleed system
- Water separator with drain cock

Undercarriage

- 300 mm rubber track
- Short pitched rubber crawler
- 2-speed travel
- Auto shift (For High-Spec)
- 3 × double flange track rollers on each track
- 1 × upper track roller

Hydraulic system

- 2 × variable displacement pumps and 1 × gear pump
- Pressure accumulator
- Hydraulic pressure checking ports
- Straight travel circuit
- Auxiliary hydraulic circuit piping to the arm's end
- 1st auxiliary circuit (AUX1) via foot pedal control (For Standard-Spec)
- AUX 1 & 2 Proportional flow control of auxiliary circuit (For High-Spec)
- Adjustable maximum oil flow on AUX1 via digital panel (For High-Spec)
- Adjustable maximum oil flow on AUX2 via dial (For High-Spec)
- Third line hydraulic return

Safety system

- Engine start safety system on the left console
- Hydraulic lock system
- Swivel negative brake

- Kubota original anti-theft system

Working equipment

- 1300 mm arm
- 1 working light on the boom

Cabin

- ROPS (Roll-over Protective Structure, ISO3471)
- OPG (Operator Protective Guard, Top Guard level I, ISO 10262)
- Cabin heater for defrosting and demisting
- Weight-adjustable full suspension seat (fabric seat)
- 2 working lights on the cabin
- Radio installation kit on the cabin (antenna, 2 speakers, bracket)(For High-Spec)
- Location for radio
- Hydraulic pilot control levers with wrist rests
- Intuitive panel with diagnosis function
- Front window power-assisted with gas damper
- Front guard mounting points
- Switch and harness for beacon light
- 12V power source
- Emergency exit hammer

Canopy

- ROPS (Roll-over Protective Structure, ISO3471)
- OPG (Operator Protective Guard, Top Guard level I, ISO 10262)
- Weight-adjustable full suspension seat (PVC seat)
- Hydraulic pilot control levers with wrist rests
- Intuitive panel with diagnosis function
- Front guard mounting points
- Switch for beacon light
- 12V power source

Others

- Tool storage space
- Tie down points

Optional Equipment

Undercarriage

- 300 mm steel track (+115kg)

Safety system

- Safety valve for boom, arm and dozer

Working equipment

- 1050 mm arm (-6kg)

Cabin/Canopy

- 2 working lights on the canopy
- OPG (Operator Protective Guard, Front Guard Level I, ISO 10262)
- Radio installation kit on the cabin (antenna, 2 speakers, bracket)(For Standard-Spec)

Others

- Bio oil
- Special paint
- Beacon light

Kubota Genuine and Approved Parts

for maximum performance, durability and safety



SPECIFICATIONS

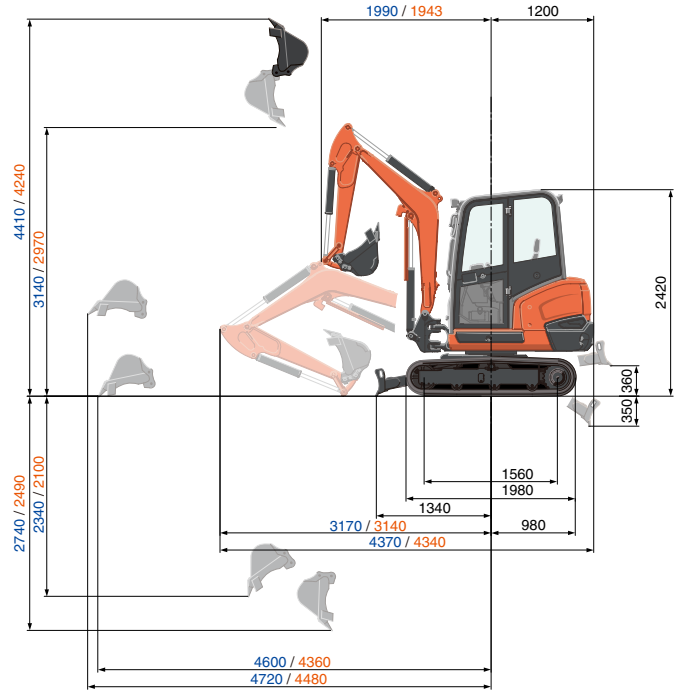
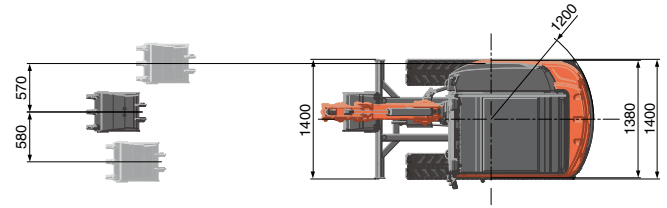
Model		KX027-4	
Machine weight*1	Cabin / Canopy	kg	2590 / 2520
Operating weight*2	Cabin / Canopy	kg	2665 / 2595
Engine	Model		V1505-E4
	Type		Water-cooled, diesel engine E-TVCS (Economical, ecological type)
	Output ISO9249 NET	PS/rpm	23.8 / 2250
		kW/rpm	17.5 / 2250
	Number of cylinders		4
	Bore x Stroke		mm 78 x 78.4
	Displacement		cc 1498
Dimensions	Overall width		mm 1400
	Overall height (Cabin / Canopy)		mm 2420 / 2420
	Overall length (1300mm arm)		mm 4370
	Ground clearance		mm 300
	Dozer size (width x height)		mm 1400 x 300
	Rubber shoe width		mm 300
	Minimum front swivel radius with boom swing (left / right)		mm 1580 / 1850
	Boom swing angle (left / right)		deg 77 / 57
	Hydraulic System	P1, P2	P1, P2
Flow rate ℓ/min			29.3 x 2
Hydraulic pressure MPa (kgf/cm ²)			22.5 (230)
P3		P3	Gear type
		Flow rate ℓ/min	18.0
		Hydraulic pressure MPa (kgf/cm ²)	17.2 (175)
Auxiliary (AUX1)		Flow rate ℓ/min	47.3
		Hydraulic pressure MPa (kgf/cm ²)	22.5 (230)
Auxiliary (AUX2)		Flow rate ℓ/min	18.0
		Hydraulic pressure MPa (kgf/cm ²)	17.2 (175)
Max. digging force, arm		kN (kgf)	12.9 (1320)
Max. digging force, bucket		kN (kgf)	22.1 (2250)
Hydraulic reservoir (tank / full)		ℓ	34 / 51
Max. travelling Speed (low / high)		km/h	2.7 / 4.6
Ground contact pressure (cabin / canopy)		kPa (kgf/cm ²)	24.7 (0.25) / 23.7 (0.24)
Swivelling speed		rpm	9.8
Fuel tank capacity		ℓ	48
Noise level	LpA / LwA (2000/14/EC)	dB (A)	76.5 / 93
Vibration*3	Hand arm system (ISO 5349-2:2001)	Digging / Levelling	m/s ² RMS <2.5 / <2.5
		Driving / Idling	m/s ² RMS <2.5 / <2.5
	Whole body (ISO 2631-1:1997)	Digging / Levelling	m/s ² RMS <0.5 / <0.5
		Driving / Idling	m/s ² RMS <0.5 / <0.5

*1 With 55 kg standard bucket ready for operation.

*2 Machine weight includes 75 kg operator.

*3 These values are measured under specific conditions at maximum engine speed and can deviate, depending on the operating status.

WORKING RANGE



1300 mm arm
1050 mm arm
Unit: mm

LIFTING CAPACITY

Cabin, rubber version, 1300 mm arm

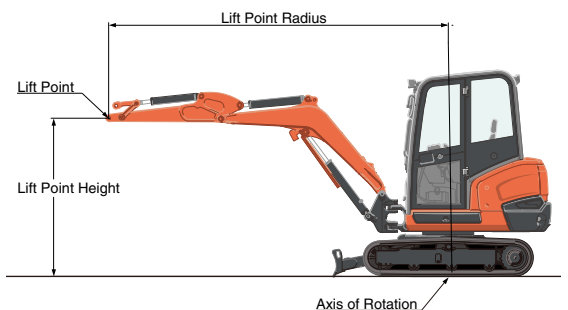
Lift Point Height	Lifting point radius (2m)		Lifting point radius (max.)	
	Over-front (blade down)	Over-side	Over-front (blade down)	Over-side
1.5m	9.2 (0.94)	7.5 (0.77)	—	—
1.0m	12.3 (1.26)	7.0 (0.71)	5.0 (0.51)	2.6 (0.26)
0.5m	13.9 (1.42)	6.7 (0.68)	—	—
0m	14.1 (1.44)	6.6 (0.67)	—	—

Cabin, rubber version, 1050 mm arm

Lift Point Height	Lifting point radius (2m)		Lifting point radius (max.)	
	Over-front (blade down)	Over-side	Over-front (blade down)	Over-side
1.5m	10.9 (1.11)	7.3 (0.74)	—	—
1.0m	—	—	5.5 (0.57)	2.8 (0.28)
0.5m	—	—	—	—
0m	13.7 (1.40)	6.6 (0.67)	—	—

*The lifting capacities are based on ISO 10567 and do not exceed 75% of the static tilt load of the machine or 87% of the hydraulic lifting capacities of the machine.

**The excavator bucket, hook, sling and other lifting accessories are not included on this table.



* Working ranges are with Kubota standard bucket, without quick coupler.

* Specifications are subject to change without notice for purpose of improvement.

*** All images shown are for brochure purposes only.**

When operating the excavator, wear clothing and equipment in accordance with local legal and safety regulations.

KUBOTA EUROPE S.A.S.

19 à 25, rue Jules Vercey
Zone Industrielle - B.P. 50088
95101 Argenteuil Cedex France
Téléphone : (33) 01 34 26 34 34
Télécopieur : (33) 01 34 26 34 99

<http://www.kubota-eu.com>

W21PS02780 - 2018-02-14